



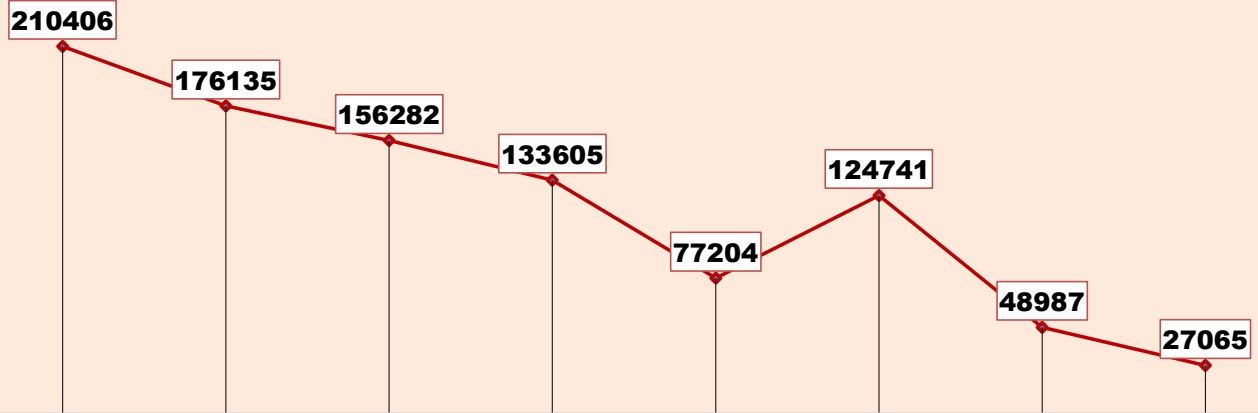
ग्रामीण गृहनिर्माण

दैनिक प्रगती अहवाल :

३०.०८.२०२३

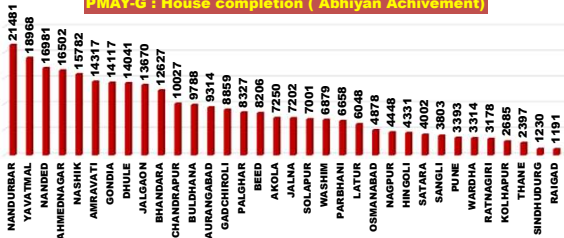
प्रधानमंत्री आवास योजना ग्रामीण – मंजूरी, पूर्ण घरकुले, हप्ते वितरण, भूमिहीन, आर्थिकदृष्ट्या अपुर्ण
राज्य पुरस्कृत ग्रामीण आवास योजना – मंजूरी, पूर्ण घरकुले, हप्ते वितरण, आर्थिकदृष्ट्या अपुर्ण

योजना	एकूण मंजूरी	दैनिक मंजूरी	एकूण पूर्ण	दैनिक पूर्ण घरकुले	दैनिक पहिला हप्ता वितरित	दैनिक दुसरा हप्ता वितरित	दैनिक तिसरा हप्ता वितरित
प्रधानमंत्री आवास योजना ग्रामीण	१३९१९६८	०	११७६०८५	३२३	८१	२६६	५०१
राज्य योजना	६२४८०३	८५८	४४५७३६	४४६	६३१	५४६	६२०
एकूण	२०१६७७१	८५८	१६२१८२१	७६९	७१२	८१२	११२१

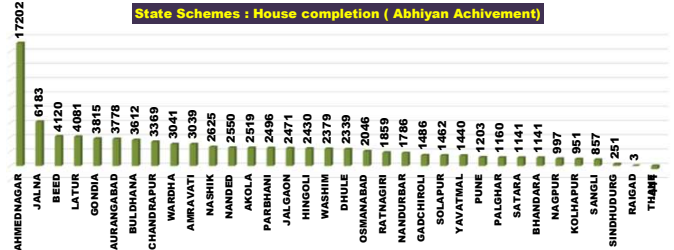


पहिला हप्ता मिळाल्यानंतर ३ महिने उलटूनही अपुर्ण घरकुले
पहिला हप्ता मिळाल्यानंतर ६ महिने उलटूनही अपुर्ण घरकुले
पहिला हप्ता मिळाल्यानंतर ९ महिने उलटूनही अपुर्ण घरकुले
पहिला हप्ता मिळाल्यानंतर १२ महिने उलटूनही अपुर्ण घरकुले
पहिला हप्ता मिळाल्यानंतर १८ महिने उलटूनही अपुर्ण घरकुले
पहिला हप्ता मिळाल्यानंतर १० दिवसानंतरही दुसरा हप्ता न मिळालेली घरकुले
दुसरा हप्ता मिळाल्यानंतर १० दिवसानंतरही तिसरा हप्ता न मिळालेली घरकुले
तिसरा हप्ता मिळाल्यानंतर १० दिवसानंतरही अपुर्ण घरांची संख्या

PMAY-G : House completion (Abhiyan Achievement)



State Schemes : House completion (Abhiyan Achievement)

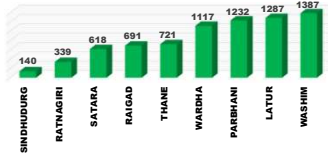


राज्य व्यवस्थापन कक्ष- ग्रामीण गृहनिर्माण

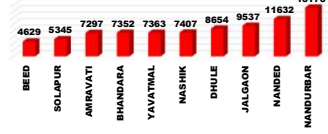
४ था मजला, दक्षिण कक्ष, सिडको भवन, सीबीडी बेलापूर, नवी मुंबई - ४०० ६१४.

Top and Bottom Ten Districts

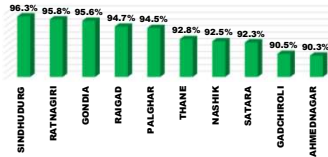
PMAY-G Delayed Houses TOP 10 Dist.



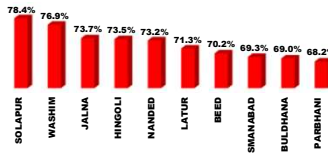
PMAY-G Delayed Houses Bottom 10 Dist.



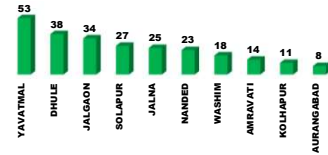
PMAY-G Completion TOP 10 Dist.



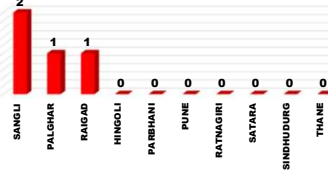
PMAY-G Completion Bottom 10 Dist.



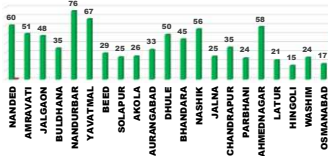
PMAY-G Daily Completion Top 10 Dist.



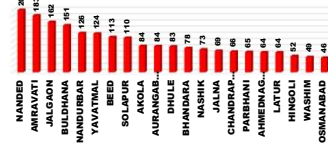
PMAY-G Daily Completion Bottom 10 Dist.



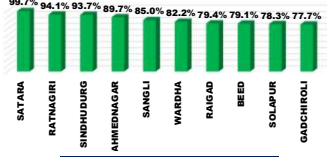
PMAY-G : Current Pace of Completion Per Day (Abhiyan)



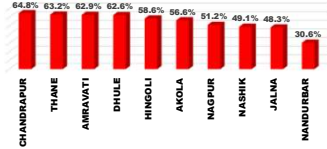
PMAY-G Required Pace of Completion Per Day



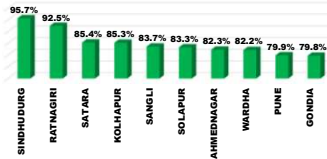
State Schemes Sanction TOP 10 Dist.



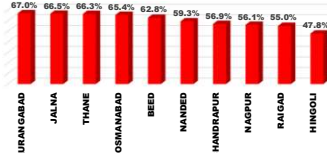
State Schemes Sanction Bottom 10 Dist.



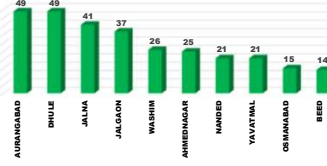
State Schemes Completion TOP 10 Dist.



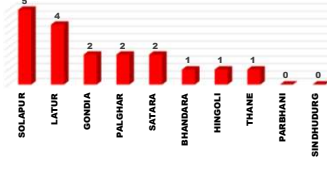
State Schemes Completion Bottom 10 Dist.



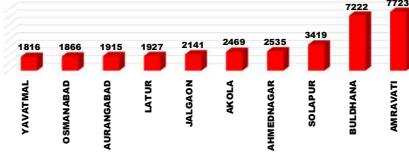
State Schemes Daily Completion Top 10 Dist.



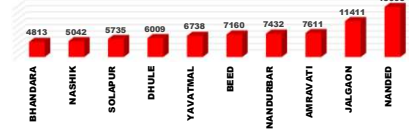
State Schemes Daily Completion Bottom 10 Dist.



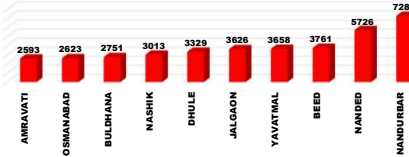
PMAY-G Remaining 1st Installments Bottom 10 Dist.



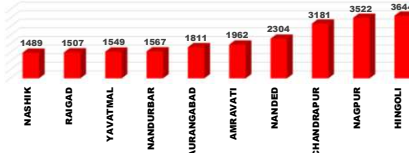
PMAY-G Remaining 2nd Installments Bottom 10 Dist.



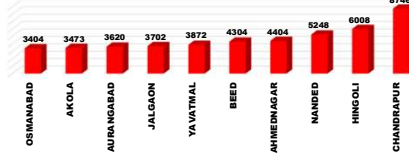
PMAY-G Remaining 3rd Installments Bottom 10 Dist.



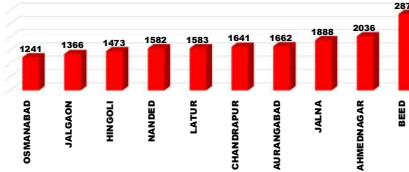
State Schemes Remaining 1st Installments Bottom 10 Dist.



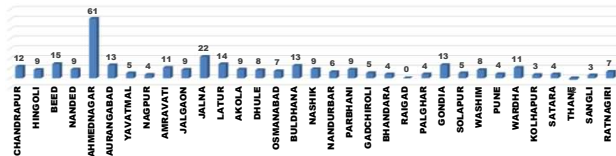
State Schemes Remaining 2nd Installments Bottom 10 Dist.



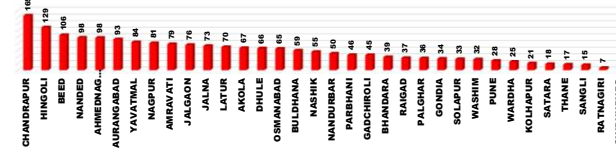
State Schemes Remaining 3rd Installments Bottom 10 Dist.



State Schemes : Current Pace of Completion Per Day (Abhiyan)



State Schemes Required Pace of Completion Per Day



प्रधानमंत्री आवास योजना ग्रामीण - मंजूरी (PWL+Awaas Plus)

Sr. No.	Division	Target (PWL+Awaas Plus)	29.08.2023	30.08.2023	Daily Achivement	Remaining
1	NASHIK DIV.	411745	411639	411639	0	106
2	AMRAVATI DIV.	269736	268764	268668	0	1068
3	AURANGABAD DIV.	235426	234959	234865	0	561
4	NAGPUR DIV.	288697	288090	288053	0	644
5	KONKAN DIV.	69480	69466	69466	0	14
6	PUNE DIV.	119976	119299	119277	0	699
Total		1395060	1392217	1391968	0	3092

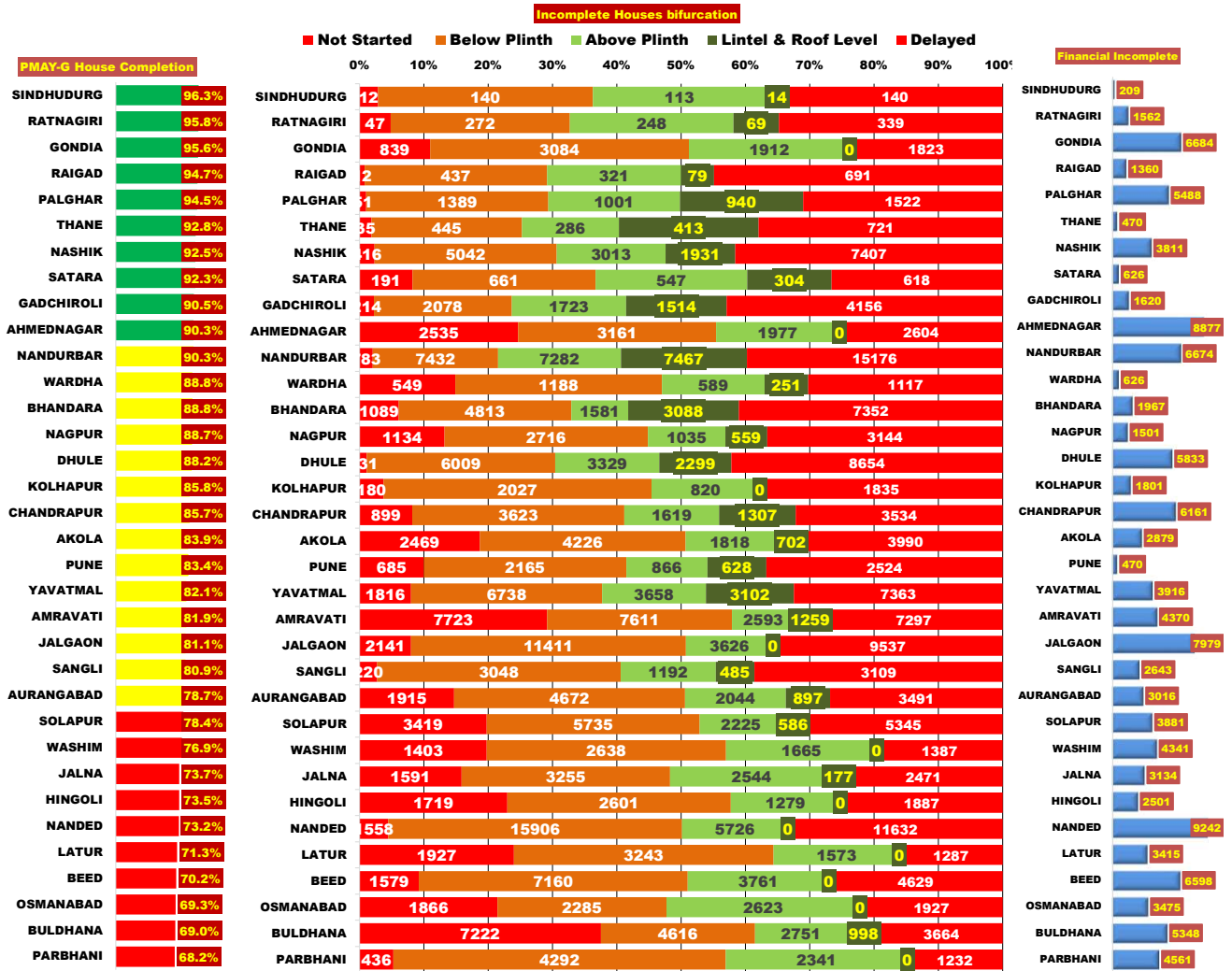
Sr. No.	District	Target (PWL+Awaas Plus)	29.08.2023	30.08.2023	Daily Achivement	Remaining
1	AHMEDNAGAR	60487	60467	60467	0	20
2	AMRAVATI	93094	92732	92732	0	362
3	AURANGABAD	36181	36139	36139	0	42
4	BULDHANA	44673	44667	44667	0	6
5	CHANDRAPUR	42463	42434	42434	0	29
6	DHULE	64642	64639	64639	0	3
7	GADCHIROLI	31624	31617	31617	0	7
8	GONDIA	95976	95895	95895	0	81
9	HINGOLI	18083	18083	18083	0	0
10	JALGAON	78464	78446	78446	0	18
11	JALNA	24023	24023	24023	0	0
12	LATUR	20410	20368	20368	0	42
13	NANDURBAR	118811	118784	118784	0	27
14	NASHIK	89341	89303	89303	0	38
15	PALGHAR	35188	35188	35188	0	0
16	PARBHANI	18816	18803	18803	0	13
17	PUNE	19214	19177	19177	0	37
18	RAIGAD	9819	9819	9819	0	0
19	RATNAGIRI	9793	9791	9791	0	2
20	SANGLI	21434	21342	21342	0	92
21	SINDHUDURG	5108	5096	5096	0	12
22	THANE	9572	9572	9572	0	0
23	WARDHA	17925	17849	17849	0	76
24	WASHIM	19512	19361	19361	0	151
25	KOLHAPUR	17219	17195	17194	-1	25
26	BEED	34846	34833	34829	-4	17
27	NAGPUR	36655	36476	36471	-5	184
28	SATARA	14628	14499	14494	-5	134
29	YAVATMAL	63933	63818	63807	-11	126
30	SOLAPUR	47481	47086	47070	-16	411
31	NANDED	68869	68708	68691	-17	178
32	BHANDARA	64054	63819	63787	-32	267
33	OSMANABAD	14198	14002	13929	-73	269
34	AKOLA	48524	48186	48101	-85	423
Total		1395060	1392217	1391968	0	3092

प्रधानमंत्री आवास योजना - ग्रामीण : भूमिहीन लाभार्थी अहवाल

Sr. No.	District	Google Sheet Report			AwaasSoft Report			
		Total Landless	Provided land	Remaining	Landless beneficiaries tagged in AwaasSoft	Landless beneficiaries provided land	Remaining Landless	Remaining Tag (provided land)
1	DHULE	18	18	0	18	18	0	0
2	GADCHIROLI	9	9	0	9	9	0	0
3	GONDIA	2450	2450	0	2457	2329	128	121
4	KOLHAPUR	257	257	0	253	228	25	29
5	NANDURBAR	0	0	0	0	0	0	0
6	PALGHAR	11	11	0	11	11	0	0
7	RAIGAD	6	6	0	6	6	0	0
8	RATNAGIRI	23	23	0	23	23	0	0
9	SINDHUDURG	420	420	0	418	418	0	2
10	NANDED	354	322	32	372	263	109	59
11	THANE	112	80	32	118	60	58	20
12	BEED	212	125	87	364	66	298	59
13	SANGLI	337	215	122	352	142	210	73
14	SATARA	850	698	152	850	634	216	64
15	NASHIK	1712	1472	240	1686	1162	524	310
16	PARBHANI	307	63	244	297	54	243	9
17	PUNE	2069	1603	466	2062	867	1195	736
18	WARDHA	2326	1819	507	2345	1800	545	19
19	CHANDRAPUR	2454	1914	540	2502	1615	887	299
20	NAGPUR	4568	3723	845	4586	3546	1040	177
21	HINGOLI	1713	796	917	1713	466	1247	330
22	BHANDARA	4952	4020	932	4953	4125	828	-105
23	JALNA	1359	406	953	1374	85	1289	321
24	LATUR	2193	1155	1038	2258	815	1443	340
25	JALGAON	22530	21460	1070	22575	20900	1675	560
26	WASHIM	2813	1685	1128	2860	1495	1365	190
27	AURANGABAD	3266	1700	1566	3155	1805	1350	-105
28	AKOLA	7088	5361	1727	6971	5292	1679	69
29	OSMANABAD	2258	531	1727	2131	56	2075	475
30	YAVATMAL	3573	1661	1912	3251	1517	1734	144
31	AHMEDNAGAR	7588	5242	2346	7810	5117	2693	125
32	SOLAPUR	6495	3957	2538	6399	3938	2461	19
33	BULDHANA	15352	9266	6086	15705	9146	6559	120
34	AMRAVATI	20723	13727	6996	20368	13250	7118	477
	Total	120398	86195	34203	120252	81258	38994	5147

प्रधानमंत्री आवास योजना ग्रामीण - पूर्ण घरकूले

Sr. No.	Division	Sanction	29.08.2023	30.08.2023	Daily Achivement	Remaining	Completed & verified	Remaining verified
1	AMRAVATI DIV.	268668	214263	214359	96	54309	204266	10093
2	NASHIK DIV.	411639	364906	364990	84	46649	342754	22236
3	AURANGABAD DIV.	234865	171110	171179	69	63686	160900	10279
4	PUNE DIV.	119277	98266	98306	40	20971	93484	4822
5	NAGPUR DIV.	288053	261488	261520	32	26533	251656	9864
6	KONKAN DIV.	69466	65729	65731	2	3735	63142	2589
Total		1391968	1175762	1176085	323	215883	1116202	59883



प्रधानमंत्री आवास योजना ग्रामीण - पूर्ण घरकूले

Sr. No.	District	Sanction	29.08.2023	30.08.2023	Daily Achivement	Remaining	Completed & verified	Remaining verified
1	YAVATMAL	63807	52323	52376	53	11431	48493	3883
2	DHULE	64639	56998	57036	38	7603	52771	4265
3	JALGAON	78446	63554	63588	34	14858	61545	2043
4	SOLAPUR	47070	36882	36909	27	10161	35105	1804
5	JALNA	24023	17683	17708	25	6315	16456	1252
6	NANDED	68691	50268	50291	23	18400	47896	2395
7	WASHIM	19361	14867	14885	18	4476	14261	624
8	AMRAVATI	92732	75928	75942	14	16790	73546	2396
9	KOLHAPUR	17194	14736	14747	11	2447	14358	389
10	AURANGABAD	36139	28438	28446	8	7693	26611	1835
11	BHANDARA	63787	56631	56639	8	7148	53216	3423
12	BULDHANA	44667	30802	30809	7	13858	29080	1729
13	CHANDRAPUR	42434	36360	36366	6	6068	34986	1380
14	GADCHIROLI	31617	28621	28626	5	2991	26088	2538
15	GONDIA	95895	91690	91695	5	4200	91067	628
16	LATUR	20368	14517	14522	5	5846	14009	513
17	NANDURBAR	118784	107206	107211	5	11573	95820	11391
18	AHMEDNAGAR	60467	54578	54582	4	5885	53717	865
19	AKOLA	48101	40343	40347	4	7754	38886	1461
20	BEED	34829	24430	24434	4	10395	22575	1859
21	NAGPUR	36471	32337	32341	4	4130	31027	1314
22	OSMANABAD	13929	9654	9658	4	4271	8386	1272
23	WARDHA	17849	15849	15853	4	1996	15272	581
24	NASHIK	89303	82570	82573	3	6730	78901	3672
25	SANGLI	21342	17268	17270	2	4072	16397	873
26	PALGHAR	35188	33257	33258	1	1930	31807	1451
27	RAIGAD	9819	9300	9301	1	518	8970	331
28	HINGOLI	18083	13289	13289	0	4794	12749	540
29	PARBHANI	18803	12831	12831	0	5972	12218	613
30	PUNE	19177	16003	16003	0	3174	14833	1170
31	RATNAGIRI	9791	9382	9382	0	409	9155	227
32	SATARA	14494	13377	13377	0	1117	12791	586
33	SINDHUDURG	5096	4907	4907	0	189	4817	90
34	THANE	9572	8883	8883	0	689	8393	490
Total		1391968	1175762	1176085	323	215883	1116202	59883

राज्यपुरस्कृत आवास योजना ग्रामीण - मंजूरी

Sr. No.	Division	Target	29.08.2023	30.08.2023	Daily Achivement	Sanction %	Remaining	Sanction State Rank
1	NAGPUR DIV.	164906	111882	112288	406	68.1%	52618	4
2	NASHIK DIV.	223812	135897	136151	254	60.8%	87661	5
3	AURANGABAD DIV.	272894	180099	180225	126	66.0%	92669	6
4	AMRAVATI DIV.	151314	98665	98732	67	65.2%	52582	3
5	KONKAN DIV.	42658	33080	33085	5	77.6%	9573	1
6	PUNE DIV.	79045	64322	64322	0	81.4%	14723	2
Total		934629	623945	624803	858	66.9%	309826	

Sr. No.	District	Target	29.08.2023	30.08.2023	Daily Achivement	Sanction %	Remaining	Sanction State Rank
1	NAGPUR	33260	16774	17042	268	51.2%	16218	30
2	DHULE	31736	19741	19872	131	62.6%	11864	26
3	HINGOLI	38763	22603	22724	121	58.6%	16039	29
4	WARDHA	15839	12902	13014	112	82.2%	2825	7
5	NASHIK	49699	24325	24393	68	49.1%	25306	33
6	AHMEDNAGAR	56616	50761	50810	49	89.7%	5806	17
7	WASHIM	16210	11297	11346	49	70.0%	4864	12
8	CHANDRAPUR	54168	35085	35109	24	64.8%	19059	31
9	AMRAVATI	36165	22716	22731	15	62.9%	13434	27
10	NANDURBAR	51879	15847	15852	5	30.6%	36027	34
11	THANE	7227	4562	4567	5	63.2%	2660	6
12	OSMANABAD	22755	17174	17177	3	75.5%	5578	16
13	YAVATMAL	35738	24991	24994	3	69.9%	10744	23
14	GADCHIROLI	19263	14970	14972	2	77.7%	4291	10
15	JALNA	41589	20065	20067	2	48.3%	21522	32
16	JALGAON	33882	25223	25224	1	74.4%	8658	20
17	AKOLA	34605	19579	19579	0	56.6%	15026	28
18	AURANGABAD	37348	25908	25908	0	69.4%	11440	24
19	BEED	33022	26131	26131	0	79.1%	6891	18
20	BHANDARA	21886	16526	16526	0	75.5%	5360	15
21	BULDHANA	28596	20082	20082	0	70.2%	8514	19
22	GONDIA	20490	15625	15625	0	76.3%	4865	13
23	KOLHAPUR	16861	12933	12933	0	76.7%	3928	8
24	LATUR	35737	26713	26713	0	74.7%	9024	21
25	NANDED	33989	22160	22160	0	65.2%	11829	25
26	PALGHAR	15189	10867	10867	0	71.5%	4322	11
27	PARBHANI	29691	19345	19345	0	65.2%	10346	22
28	PUNE	17129	12952	12952	0	75.6%	4177	9
29	RAIGAD	9436	7494	7494	0	79.4%	1942	5
30	RATNAGIRI	8581	8073	8073	0	94.1%	508	3
31	SANGLI	10106	8589	8589	0	85.0%	1517	4
32	SATARA	11546	11515	11515	0	99.7%	31	1
33	SINDHUDURG	2225	2084	2084	0	93.7%	141	2
34	SOLAPUR	23403	18333	18333	0	78.3%	5070	14
Total		934629	623945	624803	858	66.9%	309826	

राज्यपुरस्कृत आवास योजना ग्रामीण - प्रलंबीत मंजूरी

Sr. No.	Division	रमाई आवास योजना	शबरी आवास योजना	आदीम आवास योजना	पारधी आवास योजना	य.च.मु.व योजना	धनगर आवास योजना	एकूण
1	KONKAN DIV.	1469	8033	4	45	22	0	9573
2	PUNE DIV.	10890	3621	16	15	20	161	14723
3	AMRAVATI DIV.	31967	20055	23	1	529	7	52582
4	NAGPUR DIV.	27310	23523	32	10	1727	16	52618
5	NASHIK DIV.	21476	65048	941	135	32	29	87661
6	AURANGABAD DIV.	61928	27449	64	23	2367	838	92669
	Total	155040	147729	1080	229	4697	1051	309826

Sr. No.	District	रमाई आवास योजना	शबरी आवास योजना	आदीम आवास योजना	पारधी आवास योजना	य.च.मु.व योजना	धनगर आवास योजना	एकूण
1	SATARA	19	0	0	12	0	0	31
2	SINDHUDURG	127	14	0	0	0	0	141
3	RATNAGIRI	400	84	0	2	22	0	508
4	SANGLI	1486	30	0	1	0	0	1517
5	RAIGAD	522	1402	4	14	0	0	1942
6	THANE	321	2310	0	29	0	0	2660
7	WARDHA	600	2219	6	0	0	0	2825
8	KOLHAPUR	3730	35	0	2	0	161	3928
9	PUNE	842	3315	0	0	20	0	4177
10	GADCHIROLI	1080	3211	0	0	0	0	4291
11	PALGHAR	99	4223	0	0	0	0	4322
12	WASHIM	3625	1216	23	0	0	0	4864
13	GONDIA	3241	1583	26	0	0	15	4865
14	SOLAPUR	4813	241	16	0	0	0	5070
15	BHANDARA	3871	1446	0	6	36	1	5360
16	OSMANABAD	5108	264	61	6	139	0	5578
17	AHMEDNAGAR	2653	2422	616	115	0	0	5806
18	BEED	5587	1298	0	6	0	0	6891
19	BULDHANA	5765	2742	0	0	0	7	8514
20	JALGAON	3602	5027	0	0	0	29	8658
21	LATUR	7191	933	0	0	67	833	9024
22	PARBHANI	7664	2624	3	0	55	0	10346
23	YAVATMAL	5759	4619	0	0	366	0	10744
24	AURANGABAD	7172	4261	0	7	0	0	11440
25	NANDED	5212	6617	0	0	0	0	11829
26	DHULE	3860	7883	87	2	32	0	11864
27	AMRAVATI	5253	8017	0	1	163	0	13434
28	AKOLA	11565	3461	0	0	0	0	15026
29	HINGOLI	7015	9024	0	0	0	0	16039
30	NAGPUR	12087	4123	0	4	4	0	16218
31	CHANDRAPUR	6431	10941	0	0	1687	0	19059
32	JALNA	16979	2428	0	4	2106	5	21522
33	NASHIK	10414	14882	0	10	0	0	25306
34	NANDURBAR	947	34834	238	8	0	0	36027
	Total	155040	147729	1080	229	4697	1051	309826

राज्यपुरस्कृत आवास योजना ग्रामीण - पूर्ण घरकूले

Sr. No.	Division	Sanction	29.08.2023	30.08.2023	Daily Achivement	Completion %	Remaining	To be Completed in Per Day till 30.11.23
1	AURANGABAD DIV.	180225	117645	117790	145	65.4%	62435	679
2	NASHIK DIV.	136151	104352	104480	128	76.7%	31671	344
3	AMRAVATI DIV.	98732	69104	69187	83	70.1%	29545	321
4	NAGPUR DIV.	112288	76354	76394	40	68.0%	35894	390
5	PUNE DIV.	64322	53653	53679	26	83.5%	10643	116
6	KONKAN DIV.	33085	24182	24206	24	73.2%	8879	97
	Total	624803	445290	445736	446	71.3%	179067	1946

Sr. No.	District	Sanction	29.08.2023	30.08.2023	Daily Achivement	Completion %	Remaining	To be Completed in Per Day till 30.11.23
1	AURANGABAD	25908	17302	17351	49	67.0%	8557	93
2	DHULE	19872	13779	13828	49	69.6%	6044	66
3	JALNA	20067	13311	13352	41	66.5%	6715	73
4	JALGAON	25224	18199	18236	37	72.3%	6988	76
5	WASHIM	11346	8332	8358	26	73.7%	2988	32
6	AHMEDNAGAR	50810	41803	41828	25	82.3%	8982	98
7	NANDED	22160	13118	13139	21	59.3%	9021	98
8	YAVATMAL	24994	17217	17238	21	69.0%	7756	84
9	OSMANABAD	17177	11223	11238	15	65.4%	5939	65
10	BEED	26131	16389	16403	14	62.8%	9728	106
11	BULDHANA	20082	14624	14638	14	72.9%	5444	59
12	GADCHIROLI	14972	10781	10795	14	72.1%	4177	45
13	AMRAVATI	22731	15488	15500	12	68.2%	7231	79
14	RATNAGIRI	8073	7457	7468	11	92.5%	605	7
15	AKOLA	19579	13443	13453	10	68.7%	6126	67
16	RAIGAD	7494	4113	4123	10	55.0%	3371	37
17	NANDURBAR	15852	11242	11251	9	71.0%	4601	50
18	WARDHA	13014	10686	10695	9	82.2%	2319	25
19	NAGPUR	17042	9545	9553	8	56.1%	7489	81
20	NASHIK	24393	19329	19337	8	79.3%	5056	55
21	KOLHAPUR	12933	11023	11030	7	85.3%	1903	21
22	SANGLI	8589	7180	7187	7	83.7%	1402	15
23	CHANDRAPUR	35109	19968	19974	6	56.9%	15135	165
24	PUNE	12952	10347	10352	5	79.9%	2600	28
25	SOLAPUR	18333	15273	15278	5	83.3%	3055	33
26	LATUR	26713	20307	20311	4	76.0%	6402	70
27	GONDIA	15625	12463	12465	2	79.8%	3160	34
28	PALGHAR	10867	7588	7590	2	69.8%	3277	36
29	SATARA	11515	9830	9832	2	85.4%	1683	18
30	BHANDARA	16526	12911	12912	1	78.1%	3614	39
31	HINGOLI	22724	10851	10852	1	47.8%	11872	129
32	THANE	4567	3029	3030	1	66.3%	1537	17
33	PARBHANI	19345	15144	15144	0	78.3%	4201	46
34	SINDHUDURG	2084	1995	1995	0	95.7%	89	1
	Total	624803	445290	445736	446	71.3%	179067	1946

राज्य योजना अपूर्ण घरकुले

Sr. No.	Division	रमाई आवास योजना	शबरी आवास योजना	आदीम आवास योजना	पारधी आवास योजना	य.च.मु.व योजना	धनगर आवास योजना	एकूण
1	KONKAN DIV.	1051	7482	232	94	8	12	8879
2	PUNE DIV.	9256	955	4	11	53	364	10643
3	AMRAVATI DIV.	17325	10858	230	54	996	82	29545
4	NASHIK DIV.	11886	15130	3957	488	47	163	31671
5	NAGPUR DIV.	11293	19523	531	39	4487	21	35894
6	AURANGABAD DIV.	52562	9026	149	137	461	100	62435
Total		103373	62974	5103	823	6052	742	179067

Sr. No.	District	रमाई आवास योजना	शबरी आवास योजना	आदीम आवास योजना	पारधी आवास योजना	य.च.मु.व योजना	धनगर आवास योजना	एकूण
1	SINDHUDURG	88	1	0	0	0	0	89
2	RATNAGIRI	400	21	176	0	8	0	605
3	SATARA	1607	39	0	4	33	0	1683
4	KOLHAPUR	1501	12	0	7	19	364	1903
5	SANGLI	1391	7	4	0	0	0	1402
6	SOLAPUR	2976	78	0	0	1	0	3055
7	AHMEDNAGAR	2622	2194	3674	472	20	0	8982
8	WARDHA	1465	611	243	0	0	0	2319
9	PUNE	1781	819	0	0	0	0	2600
10	GONDIA	1416	1456	288	0	0	0	3160
11	NASHIK	2573	2483	0	0	0	0	5056
12	PARBHANI	3276	606	124	0	195	0	4201
13	BHANDARA	1552	1223	0	8	810	21	3614
14	LATUR	6266	136	0	0	0	0	6402
15	WASHIM	1797	957	230	1	0	3	2988
16	BULDHANA	4875	490	0	0	0	79	5444
17	JALGAON	3338	3487	0	0	0	163	6988
18	GADCHIROLI	1367	2796	0	14	0	0	4177
19	NANDURBAR	999	3556	46	0	0	0	4601
20	PALGHAR	65	3171	0	41	0	0	3277
21	DHULE	2354	3410	237	16	27	0	6044
22	YAVATMAL	2362	4540	0	2	852	0	7756
23	AKOLA	4801	1309	0	16	0	0	6126
24	AMRAVATI	3490	3562	0	35	144	0	7231
25	AURANGABAD	7210	1319	0	28	0	0	8557
26	JALNA	6356	76	0	66	117	100	6715
27	THANE	257	1272	0	8	0	0	1537
28	OSMANABAD	5658	77	25	30	149	0	5939
29	BEED	9246	475	0	7	0	0	9728
30	NANDED	8575	440	0	6	0	0	9021
31	CHANDRAPUR	4629	6819	0	17	3670	0	15135
32	NAGPUR	864	6618	0	0	7	0	7489
33	RAIGAD	241	3017	56	45	0	12	3371
34	HINGOLI	5975	5897	0	0	0	0	11872
Total		103373	62974	5103	823	6052	742	179067

प्रधानमंत्री आवास योजना ग्रामीण - हप्ते वितरण

Sr. No.	Division	1st Installment (Daily Achivement)	1st Installment Remaining	2nd Installment (Daily Achivement)	2nd Installment Remaining	3rd Installment (Daily Achivement)	3rd Installment Remaining
1	AURANGABAD DIV.	30	12591	155	43414	226	21891
2	NASHIK DIV.	11	6106	65	33055	150	19227
3	NAGPUR DIV.	20	4724	19	17502	53	8459
4	AMRAVATI DIV.	18	20633	8	25829	42	12485
5	PUNE DIV.	2	4695	14	13636	23	5650
6	KONKAN DIV.	0	157	5	2683	7	1969
Total		81	48906	266	136119	501	69681

PMAY-G 1st Ins Pending

SINDHUDURG	12
RAIGAD	12
THANE	35
RATNAGIRI	47
PALGHAR	51
KOLHAPUR	180
SATARA	191
GADCHIROLI	214
SANGLI	220
DHULE	231
NASHIK	416
PARBHANI	436
WARDHA	549
PUNE	685
NANDURBAR	783
GONDIA	839
CHANDRAPUR	899
BHANDARA	1089
NAGPUR	1134
WASHIM	1403
NANDED	1558
BEED	1579
JALNA	1591
HINGOLI	1719
YAVATMAL	1816
OSMANABAD	1866
AURANGABAD	1915
LATUR	1927
JALGAON	2141
AKOLA	2469
AHMEDNAGAR	2535
SOLAPUR	3419
BULDHANA	7222
AMRAVATI	7723

PMAY-G 2nd Ins Pending

SINDHUDURG	140
RATNAGIRI	272
RAIGAD	437
THANE	445
SATARA	661
WARDHA	1188
PALGHAR	1389
KOLHAPUR	2027
GADCHIROLI	2078
PUNE	2165
OSMANABAD	2285
HINGOLI	2601
WASHIM	2638
NAGPUR	2716
SANGLI	3048
GONDIA	3084
AHMEDNAGAR	3161
LATUR	3243
JALNA	3255
CHANDRAPUR	3623
AKOLA	4226
PARBHANI	4292
BULDHANA	4616
AURANGABAD	4672
BHANDARA	4813
NASHIK	5042
SOLAPUR	5735
DHULE	6009
YAVATMAL	6738
BEED	7160
NANDURBAR	7432
AMRAVATI	7611
JALGAON	11411
NANDED	15906

PMAY-G 3rd Ins Pending

SINDHUDURG	113
RATNAGIRI	248
THANE	286
RAIGAD	321
SATARA	547
WARDHA	589
KOLHAPUR	820
PUNE	866
PALGHAR	1001
NAGPUR	1035
SANGLI	1192
HINGOLI	1279
LATUR	1573
BHANDARA	1581
CHANDRAPUR	1619
WASHIM	1665
GADCHIROLI	1723
AKOLA	1818
GONDIA	1912
AHMEDNAGAR	1977
AURANGABAD	2044
SOLAPUR	2225
PARBHANI	2341
JALNA	2544
AMRAVATI	2593
OSMANABAD	2623
BULDHANA	2751
NASHIK	3013
DHULE	3329
JALGAON	3626
YAVATMAL	3658
BEED	3761
NANDED	5726
NANDURBAR	7282

प्रधानमंत्री आवास योजना ग्रामीण - हप्ते वितरण

Sr. No.	District	1st Installment (Daily Achivement)	1st Installment Remaining	2nd Installment (Daily Achivement)	2nd Installment Remaining	3rd Installment (Daily Achivement)	3rd Installment Remaining
1	BEED	15	1579	69	7160	96	3761
2	JALNA	5	1591	38	3255	54	2544
3	DHULE	2	231	33	6009	44	3329
4	JALGAON	2	2141	7	11411	64	3626
5	BHANDARA	14	1089	11	4813	19	1581
6	NASHIK	2	416	15	5042	25	3013
7	OSMANABAD	7	1866	18	2285	13	2623
8	LATUR	0	1927	6	3243	21	1573
9	PARBHANI	0	436	13	4292	13	2341
10	CHANDRAPUR	3	899	5	3623	17	1619
11	BULDHANA	9	7222	3	4616	11	2751
12	SOLAPUR	1	3419	12	5735	10	2225
13	YAVATMAL	9	1816	1	6738	10	3658
14	NANDED	3	1558	6	15906	8	5726
15	NANDURBAR	0	783	8	7432	9	7282
16	WARDHA	2	549	2	1188	13	589
17	AHMEDNAGAR	5	2535	2	3161	8	1977
18	AMRAVATI	0	7723	1	7611	13	2593
19	AURANGABAD	0	1915	0	4672	14	2044
20	HINGOLI	0	1719	5	2601	7	1279
21	WASHIM	0	1403	3	2638	8	1665
22	SANGLI	0	220	1	3048	8	1192
23	PALGHAR	0	51	3	1389	4	1001
24	KOLHAPUR	1	180	1	2027	4	820
25	SINDHUDURG	-12	12	2	140	3	113
26	NAGPUR	1	1134	0	2716	3	1035
27	GONDIA	0	839	1	3084	1	1912
28	PUNE	0	685	0	2165	1	866
29	AKOLA	0	2469	0	4226	0	1818
30	GADCHIROLI	0	214	0	2078	0	1723
31	RAIGAD	0	12	0	437	0	321
32	RATNAGIRI	0	47	0	272	0	248
33	SATARA	0	191	0	661	0	547
34	THANE	0	35	0	445	0	286
	Total	81	48906	266	136119	501	69681

राज्यपुरस्कृत आवास योजना ग्रामीण - हप्ते वितरण

Sr. No.	Division	1st Installment (Daily Achivement)	1st Installment Remaining	2nd Installment (Daily Achivement)	2nd Installment Remaining	3rd Installment (Daily Achivement)	3rd Installment Remaining
1	AURANGABAD DIV.	204	12715	242	30302	255	13289
2	NASHIK DIV.	80	6530	163	12573	156	6317
3	AMRAVATI DIV.	179	5197	76	13941	135	4608
4	NAGPUR DIV.	83	9480	52	17259	43	4234
5	PUNE DIV.	85	2408	12	4394	27	1753
6	KONKAN DIV.	0	2692	1	3093	4	1258
Total		631	39022	546	81562	620	31459

State Schemes 1st Ins Pending

SINDHUDURG	5
RATNAGIRI	51
PALGHAR	149
SANGLI	163
PUNE	332
BULDHANA	476
KOLHAPUR	512
SOLAPUR	562
GONDIA	566
AKOLA	585
PARBHANI	610
WASHIM	625
WARDHA	634
BHANDARA	739
GADCHIROLI	838
SATARA	839
JALNA	918
LATUR	970
THANE	980
JALGAON	1012
DHULE	1150
OSMANABAD	1171
BEED	1287
AHMEDNAGAR	1312
NASHIK	1489
RAIGAD	1507
YAVATMAL	1549
NANDURBAR	1567
AURANGABAD	1811
AMRAVATI	1962
NANDED	2304
CHANDRAPUR	3181
NAGPUR	3522
HINGOLI	3644

State Schemes 2nd Ins Pending

SINDHUDURG	52
RATNAGIRI	165
THANE	232
SATARA	375
SANGLI	679
NANDURBAR	737
WARDHA	910
KOLHAPUR	968
RAIGAD	1004
PUNE	1025
SOLAPUR	1347
GADCHIROLI	1439
GONDIA	1448
WASHIM	1491
BHANDARA	1533
NASHIK	1562
PALGHAR	1640
BULDHANA	1750
DHULE	2168
PARBHANI	2429
JALNA	2433
LATUR	2856
NAGPUR	3183
AMRAVATI	3355
OSMANABAD	3404
AKOLA	3473
AURANGABAD	3620
JALGAON	3702
YAVATMAL	3872
BEED	4304
AHMEDNAGAR	4404
NANDED	5248
HINGOLI	6008
CHANDRAPUR	8746

State Schemes 3rd Ins Pending

SINDHUDURG	21
RATNAGIRI	126
THANE	128
SATARA	200
WARDHA	254
KOLHAPUR	258
SANGLI	280
NAGPUR	357
BHANDARA	372
RAIGAD	414
PUNE	457
SOLAPUR	558
PALGHAR	569
GONDIA	696
WASHIM	726
AMRAVATI	765
NASHIK	822
NANDURBAR	852
GADCHIROLI	914
AKOLA	939
PARBHANI	985
BULDHANA	1064
YAVATMAL	1114
DHULE	1241
OSMANABAD	1241
JALGAON	1366
HINGOLI	1473
NANDED	1582
LATUR	1583
CHANDRAPUR	1641
AURANGABAD	1662
JALNA	1888
AHMEDNAGAR	2036
BEED	2875

राज्यपुरस्कृत आवास योजना ग्रामीण -हप्ते वितरण

Sr. No.	District	1st Installment (Daily Achivement)	1st Installment Remaining	2nd Installment (Daily Achivement)	2nd Installment Remaining	3rd Installment (Daily Achivement)	3rd Installment Remaining
1	AKOLA	62	585	31	3473	71	939
2	JALGAON	13	1012	85	3702	58	1366
3	AURANGABAD	23	1811	66	3620	51	1662
4	PARBHANI	68	610	28	2429	37	985
5	HINGOLI	58	3644	41	6008	33	1473
6	AHMEDNAGAR	67	1312	25	4404	39	2036
7	YAVATMAL	80	1549	6	3872	23	1114
8	SATARA	81	839	4	375	6	200
9	JALNA	14	918	30	2433	34	1888
10	LATUR	8	970	26	2856	42	1583
11	DHULE	0	1150	25	2168	44	1241
12	AMRAVATI	34	1962	10	3355	20	765
13	NANDED	22	2304	16	5248	22	1582
14	OSMANABAD	3	1171	28	3404	22	1241
15	GONDIA	30	566	8	1448	4	696
16	NASHIK	0	1489	27	1562	13	822
17	WASHIM	2	625	20	1491	15	726
18	NAGPUR	21	3522	10	3183	5	357
19	CHANDRAPUR	5	3181	7	8746	20	1641
20	BHANDARA	10	739	12	1533	9	372
21	GADCHIROLI	17	838	11	1439	2	914
22	BEED	8	1287	7	4304	14	2875
23	BULDHANA	1	476	9	1750	6	1064
24	SOLAPUR	1	562	4	1347	6	558
25	PUNE	3	332	2	1025	4	457
26	KOLHAPUR	0	512	1	968	6	258
27	WARDHA	0	634	4	910	3	254
28	SANGLI	0	163	1	679	5	280
29	NANDURBAR	0	1567	1	737	2	852
30	RAIGAD	0	1507	1	1004	2	414
31	RATNAGIRI	0	51	0	165	2	126
32	PALGHAR	0	149	0	1640	0	569
33	SINDHUDURG	0	5	0	52	0	21
34	THANE	0	980	0	232	0	128
	Total	631	39022	546	81562	620	31459

प्रधानमंत्री आवास योजना ग्रामीण - Delayed Houses

■ पहिला हप्ता मिळाल्यानंतर १२ महिने उलटूनही अपूर्ण घरकुले
 ■ पहिला हप्ता मिळाल्यानंतर १८ महिने उलटूनही अपूर्ण घरकुले
 ■ पहिला हप्ता मिळाल्यानंतर १० दिवसानंतरही दुसरा हप्ता न मिळालेली घरकुले
 ■ दुसरा हप्ता मिळाल्यानंतर १० दिवसानंतरही तिसरा हप्ता न मिळालेली घरकुले
 ■ तिसरा हप्ता मिळाल्यानंतर १० दिवसानंतरही अपूर्ण घरांची संख्या

जिल्हा	पहिला हप्ता मिळाल्यानंतर १२ महिने उलटूनही अपूर्ण घरकुले	पहिला हप्ता मिळाल्यानंतर १८ महिने उलटूनही अपूर्ण घरकुले	पहिला हप्ता मिळाल्यानंतर १० दिवसानंतरही दुसरा हप्ता न मिळालेली घरकुले	दुसरा हप्ता मिळाल्यानंतर १० दिवसानंतरही तिसरा हप्ता न मिळालेली घरकुले	तिसरा हप्ता मिळाल्यानंतर १० दिवसानंतरही अपूर्ण घरांची संख्या
AHMEDNAGAR	2604	1536	3035	1669	33
AKOLA	3990	3092	3603	1070	631
AMRAVATI	7297	4917	6910	1761	1145
AURANGABAD	3491	2081	4362	1369	703
BEED	4629	1746	6083	2229	556
BHANDARA	7352	4294	4146	1106	2637
BULDHANA	3664	1894	4162	1465	864
CHANDRAPUR	3534	1779	3115	986	710
DHULE	8654	3876	5679	2622	1846
GADCHIROLI	4156	2211	2004	1416	1347
GONDIA	1823	1500	2858	1441	210
HINGOLI	1887	635	2423	820	159
JALGAON	9537	6218	10787	2456	627
JALNA	2471	999	3038	1663	445
KOLHAPUR	1835	608	1788	567	142
LATUR	1287	650	3143	905	98
NAGPUR	3144	2151	2488	844	630
NANDED	11632	8194	15111	3400	394
NANDURBAR	15176	9791	7208	5822	6333
NASHIK	7407	3354	4689	2406	1726
OSMANABAD	1927	556	1572	2391	12
PALGHAR	1522	545	1290	826	921
PARBHANI	1232	662	3968	1324	124
PUNE	2524	1606	1899	710	614
RAIGAD	691	324	423	271	167
RATNAGIRI	339	28	256	202	143
SANGLI	3109	2024	2781	817	303
SATARA	618	245	588	378	250
SINHDURG	140	54	135	103	33
SOLAPUR	5345	4179	5178	1503	659
THANE	721	169	442	232	307
WARDHA	1117	651	959	503	224
WASHIM	1387	743	2235	1127	49
YAVATMAL	7363	3892	6383	2583	2023